

<Technical Report>

XGP Forum Document
TWG-008-01-TR

Title: Characteristics for sharing studies
Version: 01
Date: November 29, 2011
XGP Forum Classification: Unrestricted
List of contents: 1 Characteristics for use in sharing studies 2 Base station spectrum emission mask 3 Mobile station spectrum emission mask 4 Base station spectrum emission specification 5 Mobile station spectrum emission specification
Number of pages: 5

XGP Forum
c/o Association of Radio Industries and Businesses (ARIB)
11F, Nittochi Bldg., 4-1, Kasumigaseki 1-choume, Chiyoda-ku, Tokyo 100-0013, Japan
TEL +81-3-5510-8599 FAX +81-3-3592-1103
© XGP Forum2011

<Technical Report>

XGP Forum Document
TWG-008-01-TR

History of Revised Versions/Revisions

Version	Revision	Date	Outline
01	01	December 21, 2010	Approved by 14th. TWG Meeting. Established
01	02	November 29, 2011	Approved by 17th. TWG Meeting. Revised

XGP Forum

c/o Association of Radio Industries and Businesses (ARIB)
11F, Nittochi Bldg., 4-1, Kasumigaseki 1-choume, Chiyoda-ku, Tokyo 100-0013, Japan
TEL +81-3-5510-8599 FAX +81-3-3592-1103

© XGP Forum2011

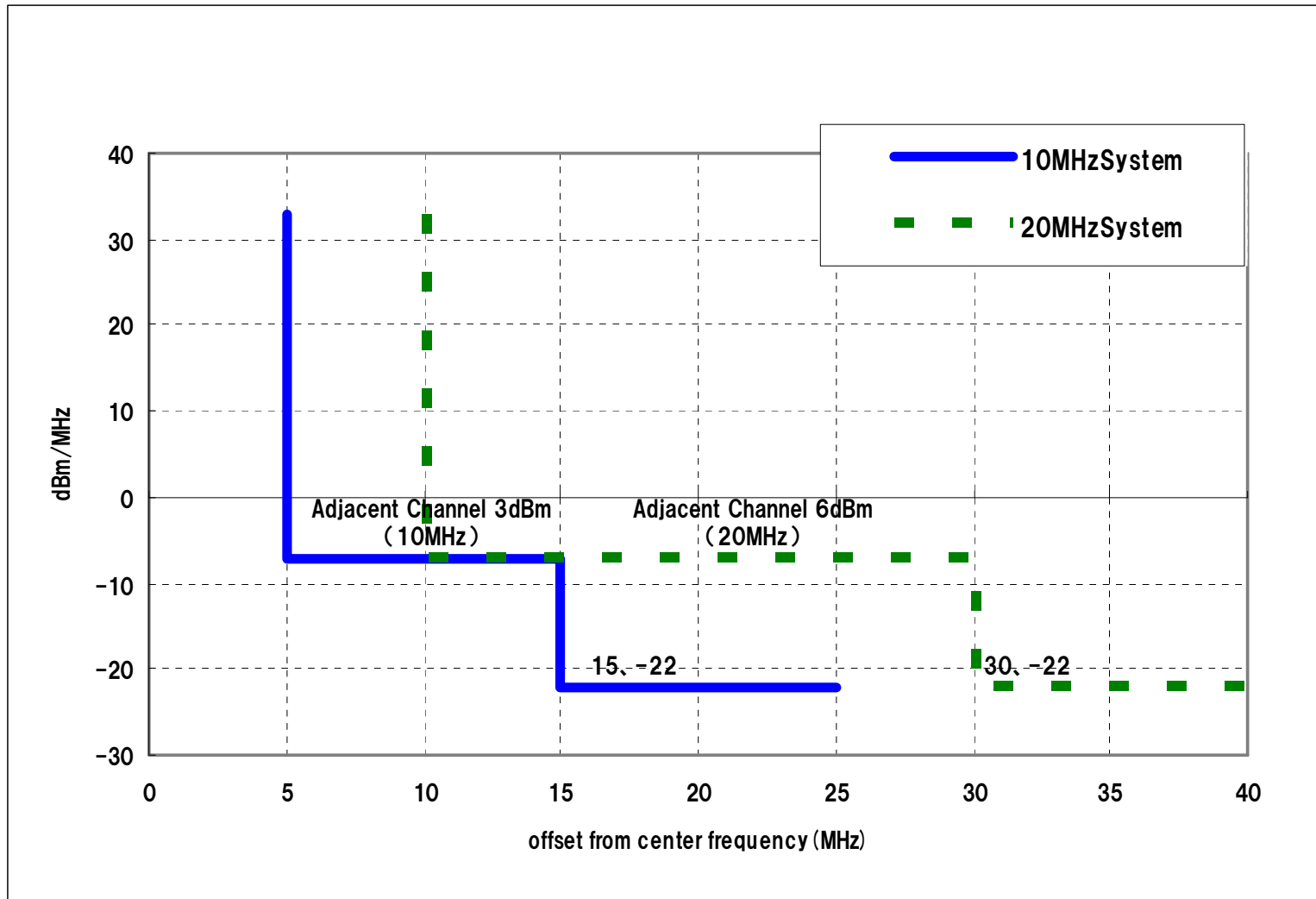
Characteristics for use in sharing studies

Contents included in the table below and following information are technical and operational characteristics of XGP system to be used for sharing studies for both base stations and mobile stations as reference values.

Parameter	XGP				
	BS		MS (Including Low Power Repeater)		
Nominal channel BW (MHz)	10	20	10	20	
Occupied bandwidth(MHz)	10	20	10	20	
Modulation type	BPSK, QPSK, 16-QAM, 64-QAM, 256-QAM		BPSK, QPSK, 16-QAM, 64-QAM, 256-QAM		
Duplex method	TDD				
Access technique	OFDMA, SC-FDMA/TDMA				
Transmission burst lengths	UL: $625\mu s \times N_{USL}$ or under ($1 \leq N_{USL} \leq 14$) DL: $625\mu s \times N_{DSL}$ or under ($1 \leq N_{DSL} \leq 14$) $N_{USL} + N_{DSL} = 4, 8$ or 16				
No. of sectors	1 or more		Not applicable		
Antennas per sector	4 or more		1 or more		
Co-located antenna minimum coupling loss (dB)	30		Not applicable		
Antenna gain (dBi)	12 or more		0 to 4		
Misc. losses (dB)	5		0		
Antenna height AGL (m)	15 to 45		≤ 1.5		
Radiation pattern	Omni-directional or directional		Omni-directional		
Average power (dBm)	40 / 43	46	23 (*1)		
Adjacent Channel Leakage Ratio (ACLR) (dB)	ACLR_1 (dB)	37 / 40	40	21	20
	ACLR_2 (dB)	52 / 55	55	33	33

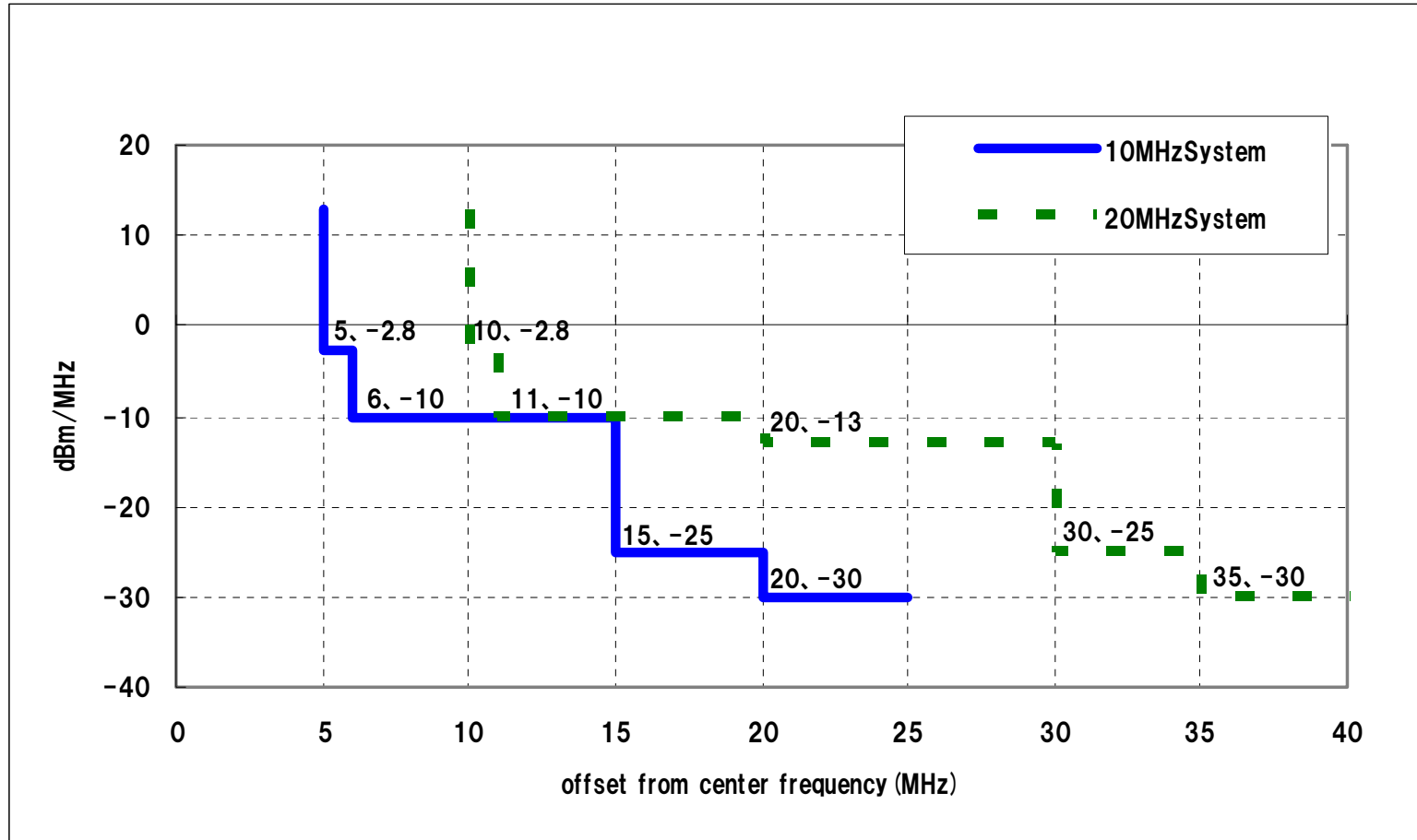
(*1) Regenerative repeater is Average power per carrier. (Max carrier is 3)

Base station spectrum emission mask

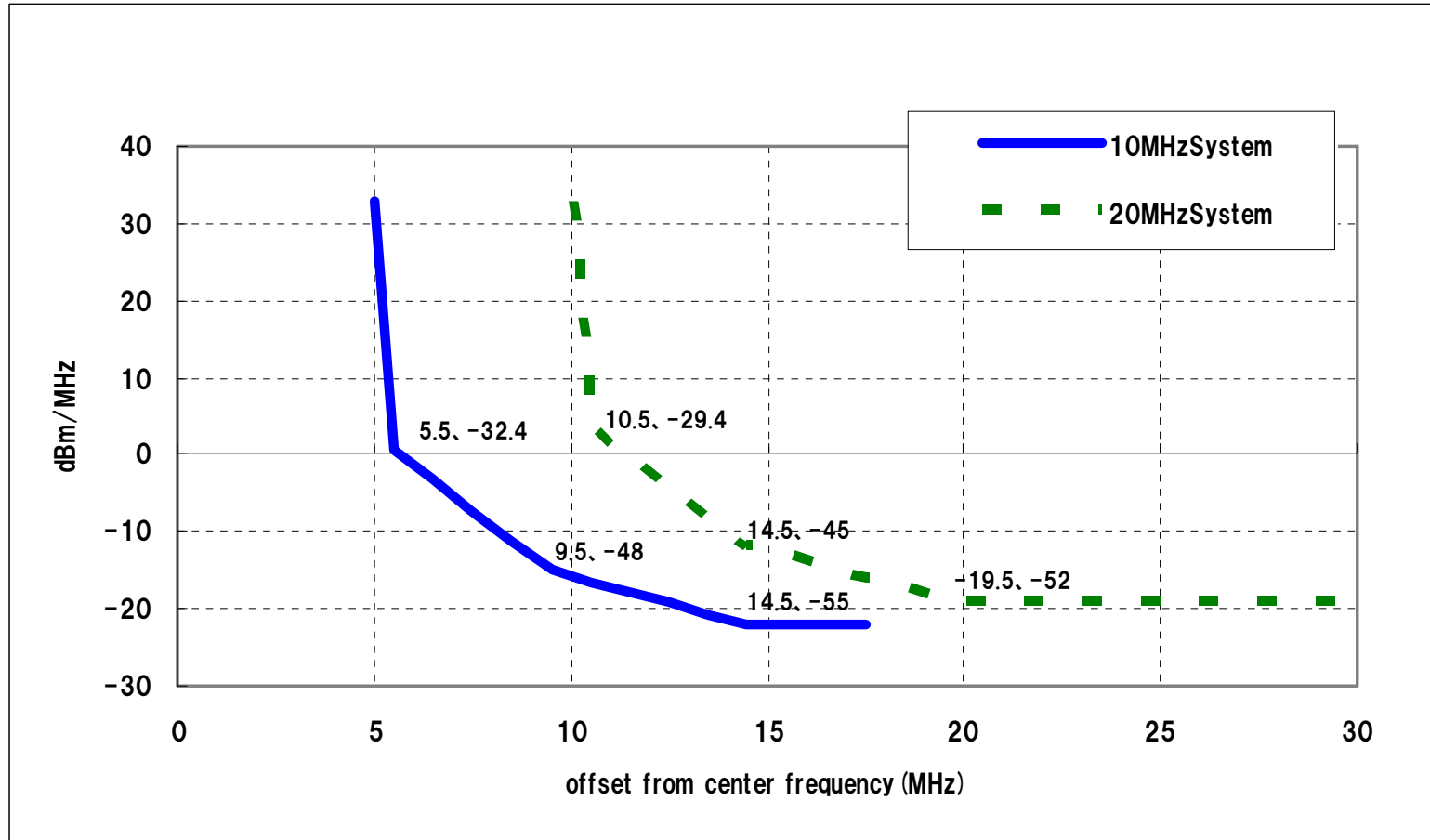


Mobile station spectrum emission mask

(Including Low Power Repeater)



Base station spectrum emission specification



Mobile station spectrum emission specification

(Including Low Power Repeater)

